

FALL 2019 UNIVERSITY OF MINNESOTA-TWIN CITIES TRANSFER STUDENT PROFILE



5,890

transfer student applications



1,915

transfer students
enrolled

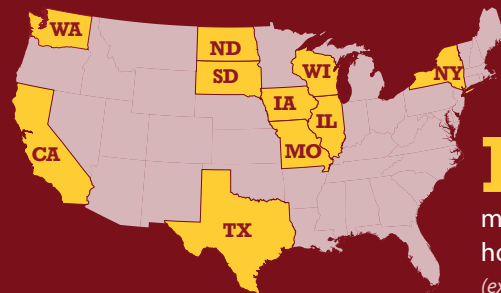
57.3

average number
of credits
at enrollment



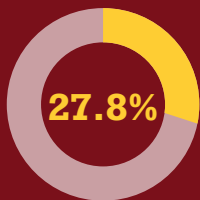
35

countries
represented
by incoming
international
transfer
students

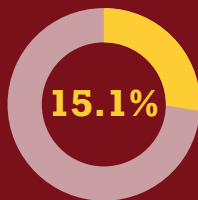


10

most represented
home-states
(excluding Minnesota)



of students identify
as a race or ethnicity
other than white



of students are
international
students

37.5%

students from
MN State 2-year schools

5.2%

students from
MN State 4-year schools

2.0%

students from
MN private schools

7.6%

students from
Wisconsin system

9.8%

students from other
U of M campuses

37.9%

students from
other schools

Number of transfer students by college:

1,165	College of Liberal Arts
254	College of Science & Engineering
117	College of Food, Agricultural & Natural Resource Sciences
76	Carlson School of Management
68	College of Design
62	College of Education & Human Development
61	College of Biological Sciences
55	College of Continuing and Professional Studies
21	Mortuary Science
18	Nursing
12	School of Dentistry
6	Medical Laboratory Sciences



transfer students are the first in
their family to attend college

**actual = 38%*



50.1%
female students



49.3%
male students

237

transfer freshmen

839

transfer sophomores

642

transfer juniors

197

transfer seniors



**Top 5
Majors**

declared by
transfer students

Psychology

Economics

**Mechanical
Engineering**

English

**Computer
Science**

Note: these data are representative of enrolled students and are NOT admissions criteria